
	<p align="center">RAJIV GANDHI MEMORIAL GOVERNMENT COLLEGE JOGINDER NAGAR Tehsil-Joginder Nagar, District-Mandi, HP, 175015 Tel. No. 01908-222426, eMail: gcjoginderngar-hp@nic.in</p>	
---	---	---

No. EDN-RGMGC-JNR(B)SAR-Ranking2025/-3679.
Dated: Joginder Nagar, the 24th December 2024

To

✓ **The Director of Higher Education**
Himachal Pradesh, Shimla-1

Subject:-

**Submission of Self Assessment Report (SAR) for
Internal Ranking for the Session 2024-25.**

Sir,

On the subject cited above, kindly find the Self Assessment Report (SAR) for Internal Ranking for the Session 2024-25 in r/o RGM Govt. College Joginder Nagar, District-Mandi (HP).

Yours faithfully,



(Nisha Vaidya)
 Principal
 RGM Govt. College
 Joginder Nagar, Distt. Mandi (H.P.)

SELF ASSESSMENT REPORT (SAR)

For

INTERNAL RANKING

SESSION 2024-25



Rajiv Gandhi Memorial Govt College

Joginder Nagar, District-Mandi, HP, 175015

Tel. No. 01908-222426, eMail: gcjogindernagar-hp@nic.in



ACCREDITED WITH 'B' GRADE BY NAAC

ESTD. IN 1994

AFFILIATED TO S.P.U. MANDI, H.P.



**RAJIV GANDHI MEMORIAL GOVERNMENT COLLEGE
JOGINDER NAGAR**

Tehsil-Joginder Nagar, District-Mandi, HP, 175015
Tel. No. 01908-222426, eMail: gcjoginderngar-hp@nic.in



No. EDN-GC-JNR-(B)(25)-04/2022-Misc-
Dated: Joginder Nagar, the 23rd December 2025

Declaration by the Head of the Institution

I certify that the data included in this Self Assessment Report (SAR) are true to the best of my knowledge. This SAR is prepared by the Institution after internal discussions, and no part thereof has been outsourced.

I am aware that the Cluster Committee will validate the information /Date provided in this SAR during the committee visit for verification of Institutional data.

Place: Joginder Nagar

Date: 23rd December 2025

Principal

Principal
RGMGC Joginder Nagar
Joginder Nagar, Distt. Mandi (H.P.)

Contents

Sr.No.	Topic	PageNo.
1.	About the Institution	1
2.	Basic Information	2
3.	Contacts for Communication	2
4.	Students Profile	3
5.	Establishment Report: Teaching Staff	4
6.	Establishment Report: Non-Teaching Staff	5
7.	Summary of Criterion-wise Score Claimed by the Institution	6
8.	Criteria-1:Teaching Learning	7-8
9.	Criteria-2:StudentSupport,Servicesand Progression	9-11
10.	Criteria-3:Infrastructure& Resources	11-12
11.	Criteria-4:InstitutionalManagement	13-14
12.	Criteria-5:Best Practices, Innovation and Institutional Distinctiveness	15
13.	Criteria-6:Faculty Profile & Research Activities	16-17
14.	Criteria-7: Miscellaneous	17

About the Institution

It all began with a small group of committed and dedicated philanthropists led by Colonel (Retd.) Ganga Ram Jamwal who had nothing but a strong will and determination to introduce an institution of higher learning. It was the time when students had no other options but to move to SD College Baijnath (Now PSR GC Baijnath) or Govt. College Mandi or MLSM Sunder Nagar or DAV Kangra or Govt. College Dharamshala if they had to pursue higher studies. Therefore, this group wanted to illuminate the ignorant world of humble people living at grassroot level that neither had resources nor will they be sending their children to far off places for higher learning. Then they collected a meager fund of Rs 20,000/- and anyhow the college was made functional at a small match box factory. It all happened in 1989. On 4th May 1994 the college was taken over by the government and was shifted to the present building in 1999. And today even after 32 years of consistent efforts, we proudly claim to have an institution catering to the needs of around 2000 students with high female ratio and indomitable spirit to achieve more. It is affiliated to Sardar Patel University Mandi and is located on the foothills of Dhauladhar Range of Himalaya's with lush green vegetation and fertile land. The NH-154 and narrow-gauge railway station Joginder Nagar are at a stone's throw away from the college. The college campus is spread over 5 acres area of land, connected with road facility, surrounded by civil hospital, mini secretariat, and playground and in the vicinity of agricultural land. It is located at a distance of 57 kms from Mandi district headquarter. The college is included under Section 2(F) & 12(B) of UGC Act 1956. The college is free from noise and air pollution. There is a peaceful and serene academic oriented atmosphere in the college campus with co-educational system. The college is catering to the needs of rural and backward areas providing quality education. It has progressed by leaps and bounds witnessing several landmarks during its journey towards excellence in last 32 years.

Basic Information

Name and Address of the College	
Name	Rajiv Gandhi Memorial Govt. College
Address	Joginder Nagar, Distt Mandi
State	Himachal Pradesh
Pin	175015
Website	https://www.gcjogindernagar.in
Date of establishment of the college	04-05-1994
Whether recognized under section 2f and 12b of UGC	Yes
Name of the Affiliating University	Sardar Patel University Mandi
NAAC Accreditation Status	Grade "B" (3rd Cycle)
AISHE ID	C-11452
AREA	5.03 Acre

CONTACTS FOR COMMUNICATION:				
Designation	Name	Telephone with STDCode	Mobile	Email
Principal	Nisha Vaidya	01908-222426	94182-59987	gcjogindernagar-hp@nic.in
Coordinator	Shrawan Singh	01908-222426	94590-38265	shrawandogra@gmail.com

STUDENTS ENROLMENT (2024-25)

STREAM	GENERAL		S.C.		S.T.		O.B.C.		TOTAL		GRAND TOTAL
	G	B	G	B	G	B	G	B	G	B	
Arts	413	272	168	95	19	10	212	16	812	541	1353
Science	105	45	31	21	3	2	30	18	169	86	255
Commerce	35	26	16	16	3	0	9	5	63	47	110
BCA	30	78	7	15	0	2	4	8	41	103	144
BBA	7	28	2	5	1	1	1	5	10	39	49
PGDCA	0	2	0	0	0	0	0	0	0	2	2
MasterofArts (Economics&English)	13	6	4	4	0	0	2	1	19	11	30
GRANDTOTAL	603	457	228	156	25	15	258	201	1114	829	1943

Establishment Report: Teaching Staff

Subject	Sanctioned	Filled			Vacant
		Regular	Contract	Local PTA/ GIA	
Principal	1	1	NIL	NIL	NIL
English	3	3	NIL	1	NIL
Hindi	1	NIL	1	NIL	NIL
Sanskrit	1	NIL	NIL	1	NIL
Maths	2	NIL	NIL	NIL	2
Sociology	1	1	NIL	NIL	NIL
Pub. Admn.	1	NIL	NIL	NIL	1
Economics	3	2	NIL	NIL	1
History	1	NIL	NIL	1	NIL
Music(V)	1	1	NIL	NIL	NIL
Music(I)	1	1	NIL	NIL	NIL
Physics	3	NIL	NIL	1	3
Chemistry	3	2	NIL	NIL	1
Zoology	2	2	NIL	NIL	NIL
Botany	2	1	NIL	NIL	1
Pol. Sc.	2	1	NIL	1	NIL
Commerce	3	3	NIL	NIL	NIL
Geography	2	1	1	NIL	NIL
Phy. Education	1	NIL	1	NIL	1
Compt. Appl.	1	1	NIL	NIL	NIL
J&MC	1	1	NIL	NIL	NIL
Education	1	1	NIL	NIL	NIL
Total	37	22	3	5	10

Establishment Report: Non-Teaching Staff

Subject	Sanctioned	Filled			Vacant
		Regular	Contract	PTA(GIA)	
SupdtG-I	1	1	NIL	NIL	NIL
SupdtG-II	1	NIL	NIL	NIL	1
Sr. Asst.	1	1	NIL	NIL	NIL
Librarian	1	1	NIL	NIL	NIL
Asstt. Librarian	1	1	NIL	NIL	NIL
Clerk	2	2	NIL	NIL	NIL
SLA	2	2	NIL	NIL	NIL
JLA	3	3	NIL	NIL	NIL
LA	2	2	NIL	NIL	NIL
Tabla Vadak	1	1	NIL	NIL	NIL
Peon cum Chowkidar	7	6	NIL	NIL	1
Total	22	20	NIL	NIL	2

Summary of Criterion-wise Score Claimed by the Institution

Sr. No.	Criteria	Maximum Score	Score claimed by the Institution
1	Teaching-Learning Process	140	110
2	Student Support, Services & Progression	280	258
3	Infrastructure & Resources	160	154
4	Institutional Management	220	196
5	Best Practices, Innovation and Institutional Distinctiveness	80	80
6	Faculty Profile and Research Activities	100	89
7	Miscellaneous	120	85
Total		1100	972

Score Sheet of Self-Assessment Report (SAR) in respect of RGM Govt. College Joginder Nagar for Ranking of Govt. Degree colleges and Sanskrit colleges of Himachal Pradesh. (Session 2024-25)

1. Criteria 1: Teaching Learning Total Score = 140 Score Claimed–110

S.N o.	Activity	Distribution of Score	Total Score	Score Claimed
1	Mode of Teaching	i. Lecture method only = 6	25	6
		ii. Technology Based Teaching only = 6		6
		iii. Flipped Class room = 8		8
		iv. As per the need of different groups of students = 5		5
				Total = 25
2	Curriculum Planning and implementation		45	
	i. Teaching Schedule = 10	i. followed 100% = 10		10
		80-99% = 8		
		60-79% = 6		
		upto 59% = 4		
	ii. Whether learning outcomes defined = 5	ii. 100% = 5		5
		80-99% = 4		
		60-79% = 3		
		upto 59% = 2		
	iii. Curriculum enrichment practices (eg., Projects, Surveys, Educational tours and Industrial visits) = 16	iii. 4.0 x No. of Enrichment practices observed = 16		16
	iv. Internal assesment mechanism (Quizzes, Class tests, Presentations, Assingments, MTTs etc.) Max marks=8	iv. Followed by all the depeartments = 8		8
		Above 80% = 6		
		60-79% = 4		
		upto 59% = 2		
	v. Prompt communication of assesments/ Results to students = 6	v. Within 7 days = 6		6
		8-14 days = 3		
		more than 14 days = nil		
				Total = 45

	Add on Courses/ Certificate Courses			
3	i. No. of Courses (to be specified separately) ii. Percentage of Students benefitted (% age of Students completed MOOCs/spoken tutorials/NPTEL/Other courses offered by recognised organisations)	i. No. of Courses > 5 and Student benefitted >50% = 10+10 ii. No. of Courses > 3 and Student benefitted 41-50% = 7.5+7.5 iii. No. of Courses < 3 and Student benefitted 31-40% = 5+5 iv. No. of Courses < 3 and Student benefitted upto 30% = 2.5+2.5	20	0
				Total = Nil
4	Student feed back (taken from students with 80% attendance) i. Sample size ii. Students satisfaction ii. Action on feedback	 i. >25% = 5, 20-25% = 4, 15-19% = 3, 10-14% = 2, < 10% = 1 ii. 91-100% = 10, 81-90% = 8, 71-80% = 6, 61-70% = 4, < 61% = 0 iii. Considered and action taken on doables 81-100% = 10, 61-80% = 8, 51-60% = 6, 41-50% = 4	25	 5 8 10
				Total = 23
5	Examination results i. %age of students passed ii. % age of students with A grade and above iii. No. of Students in University merit	 i. > 81% = 9, 71-80% = 8, 61-70% = 7, 51-60% = 6, 41-50% = 4, 31-40% = 3, < 30% = 0 ii. > 20% with A grade and above = 8, 16-20% = 7, 11-15% = 6, 6-10% = 5, 1-5% = 4 iii. HPU/SPU merit list, 1st to 3rd position = 8, 4th - 10th position = 6	25	 9 8 0
				Total = 17
				GRAND TOTAL = 110

2. Student Support, Services and Progression

(Score 280) (Score Claimed: 258)

Sr. No.	Activity	Distribution of Score	Total Score
1.	Pre and Post Admission Counseling 1. Admission Schedule, courses available, Student intake, Eligibility Conditions, Communicated through various Medias. 2. Pre admission counseling 3. Student oriented about: Institutions, student facilities, Library, Introductory session with faculty and staff, Academic calendar,, requirement of credits per course and CCC & other requirements post admission	1. Publicity through three means =5 2. Yes =10 3. Post admission counseling yes =10	25
2.	1. Scholarships schemes 100% coverage of all eligible students 2. Scholarships other than Govt. schemes	1. =5 2. =5	10
3.	Sports and Cultural Activities 1. % of students participating in sports activities. 2. % of students participating in cultural activities 3. Medal/Trophy won in sports/cultural activities a. National/Inter University b. State/Inter College c. District level (also includes cluster level)	1. 20%= 10 2. 20%=10 3. a. Nil b. 10 times 3 rd position in different events. 2 nd position in 10km race=10 c. 2	32
4.	Students participating in NSS/NCC/Rangers and Rovers/Clubs	1. =4 2. NCC=4 3. Ranger & Rover=4 4. Road Safety=4 5. Red Ribbon/Eco/Youth Red Cross/Any other Club/Society=4	20
5.	NSS/NCC/RANGERS&ROVERS Participating in 1.National camps/RD Parade 2.State Camps/Parade 3.Award Won in these activities a) National b) State c)Cluster Level	1. 10 2. Nil 3. Nil a) 08 b) Nil c) Nil	18

6	Anti-Drug Awareness programs : 1. No. of awareness programs organized 2. % of students benefitted 3. Counseling of Suspected addicts	1. 4 and above=4 2. More than 50%=04 3. 02	10
7.	Gender equity 1. Health Sensitization Program organized 2. % of students benefitted 3. Women anti sexual harassment committee constituted as per norms 4. Grievances Redressal as per timeline	1. 1=3 2. More than 20%=3 3. Yes=2 4. Yes=2	10
8.	Mentor-Mentee Groups: sessions conducted per group of students	4 and more sessions=10,	10
9.	Coaching for National level competitive examination/HAS	10	10
10.	Remedial Classes/Bridge Courses: % of students benefitted	1. More than 20%=10	10
11.	Capacity Building of Students: i) Life Skills (Yoga, Martial Arts, Problem solving, Critical thinking, Decision making, Effective communication skills, coping with stress and emotions etc.) ii) Language –cum-Graduate attributes Development program	i) =10 ii) =10	20
12.	Career Counseling & placement cell 1. No. of Career Counseling Sessions organized for each group of students 2. Number of Placement Drives 3. Self Employment Modules Organized 4. No. of students benefitted	More than 5= 6 More than 3= 4 No = 4 More than 50%= 6	20
13.	Student Progression : i. % of Students opted for Higher Education ii. No. of students who cleared National level examination (IAS, CDS, OTA, JAM, NET etc.) and HAS, A.P. through HPPSC	i. Upto 20%=4 ii. 5.0 x 4 = 20	24

14.	No. of Co-curricular and sports Activities organized: i. Inter-University Events (Zonal/National) ii. Inter-College events iii. Intra-College events (Annual Athletic Meet and Cultural functions)	I. Inter-University Events-Nil II. Inter-College Events- men boxing championship 2023=6 III. Intra-College Events-3 1. Cross country 2. Volleyball 3. Cultural function (EachMax.9)	9
15.	Annual Prize Distribution Function Organized	Yes	10
16.	College Magazine Published	Yes	10
17.	College Website updated regularly or not	Updated regularly	10
		Total =	258

Criteria 3 **Infrastructure and Resources**

Total Score: 160 Score Claimed: 154

S.No.	Activity	Distribution of Score	Total Score
1	Classrooms Classrooms well maintained	Yes	10
2	Library Facilities		
	(i) Whether adequate print books available	(12500 total books) 500 books per hundred students=3	25
	(ii) Whether daily newspaper(minimum 5),magazines (minimum 3), and journals (minimum 3), available	Yes = 3 Newspapers =12 Magazines=20 Journals =3	
	(iii) Whether access to e-resources available	Yes = 3	
	(iv) Seating Capacity in the Library	More than 10% = 4	
	(v) Usage of library resources	100% = 7	
	(vi) Digital Library having atleast 5 computer systems with internet facility.	Yes = 5	

3	ICT Facilities:		
	(i) No of Interactive Panels/ Virtual Classrooms Multimedia	Computer Lab =1 Physics=1 Chemistry=1 Botany=1 Zoology=1 Geography=1 Conference Hall=1 Library=1 Total=8 (5 Points)	23
	(ii) % of teachers using ICT facilities	60%=5	
	(iii) No. of students benefitted from ICT Facilities	50%=3	
	(iv) Internet Connections-Leased Line/ Fibre Network/ Wi-Fi campus (Yes/No)	Yes = 5	
	(v) Use of ICT facilities	100%=5	
4	Facilities for Specially-abled Students:		
	(i) Ramps/Wheel chairs/Support railing	Yes = 4	4
	(ii) Separate Washrooms	No	
5	Sports Facilities		
	(i) No. of games/sports activity conducted	More than 5 = 8 1. Boxing 2. Cricket 3.X country 4. Badminton 5. Volleyball 6. Kabaddi	20
	(ii) Indoor sport facilities	Yes = 4	
	(iii) Adequate sport equipments	Yes = 4	
	iv. Gymnasium (Operational)	Yes = 4	
6	Auditorium/Hostels/Seminar Hall/Staff Quarter	Auditorium=4 Staff Quarter=4 Seminar hall =4	12
7	(i) Laboratories with adequate equipment according to syllabi	Yes=10	20
	(ii) Usage of available Lab infrastructure	100%=10	
8	i. Adequate numbers of computers	One System per 25 students=5	10
	ii. Usage of computer hardware	100%=5	
9	Canteen, Staff Room /Faculty Room, Space For NCC, NSS, Rangers & Rovers, Examination Room, Medical Care Facilities	Yes	10
10	Documentation of Academic, co- curricular and extracurricular activities and achievement of students and staff on regular basis	Yes	20
		Total	154

Criteria 4 Institutional Management (Score 220) = Score Claimed =196			
Sr. No.	Activity	Distribution of Scores	Score
1.	Institutional Vision: i Vision Document ii Institutional Development Plan iii Plan of Action for Above	06 Points Each	18
2.	IQAC: i. No. of meetings per year ii. No. of programmes organised (Trainings, workshops IPR etc.)	i. 4 meetings= 6; 3 meetings=2 ii. per activity (Max. 6)	08
3.	Management of Institutional Funds: i. Funds (BF, AF, PTA etc.) used/ spent for Institutional Development/student welfare ii. Periodic audit iii. Settlement of bills/advances within a specified time frame	i. utilized >90% of the funds collected annually -10;71-90%-8; 51-70%-6;31-50%-4; <30%-0 ii Yes= 2 iii Yes=4	16
4.	Grievance Redressal of Students and Employees i Redressal within week ii Redressal within month iii. No redressal	i. 10 ii. 4 iii. Nil	10
5.	Green and Clean Campus: i. Green initiatives of institution (at least 3) ii. Cleanliness in washroom, buildings/ campus	i. 6 ii. Excellent=10 Satisfactory =6 Poor=0	16
6.	Facilities for Students: i. Common room for girls ii. Adequate toilets as per students' strength iii. Sanitary napkin vending machine/incinerator regularly put in use iv. CSCA room with proper furniture v. Student centre for co-curricular activities and its regular usage vi. Regular use of playground	3 for each facility	18
7.	Regular Updation of Service Books/Service Records	Yes=3	3
8.	Timely Submission of ACRs	Yes-3	3

9.	Prompt Response to Official Correspondence	Yes=5	5
10.	Proper maintenance of official records (Cash books/Stock registers, Fund registers, Leave records, Fine fund etc,	Yes—10	10
11.	Proper record of students attendance and CCA	Yes—10	10
12.	Whether ranked by NIRF, Other Agencies	Yes-10	10
13.	Whether accredited by NAAC	A and above (level 4 or B+ & B++(level B (level 2>12 Accredited (level 1)	12
14.	Whether AQARs are being submitted as per timeline annual or not	Yes No= 0	Nil
15.	Recognition for Exemplary Contributions of the Staff and Students	4 point each	8
16.	Involvement of Stake Holders: i. PTA ii. OSA	i) PTA constituted as per norms=1 PTA supportive = 1 Significant contribution of PTA (enclose documentary proof)=10 II) ● OSA framed as per norms =1 ● Financial contribution or equivalent (in-kind) per 100 Alumni of Rs. 25,000/- per annum = 3 ● Non financial contribution (career counselling, talk, interactive session / facilitation in placement of students etc. on regular basis = 4	20
17.	Feedback from Stakeholders other than Students and action taken thereon	Yes=4	4
18.	Annual review meeting on students outcomes in academics, co-curricular, extra curricular and extension activities and action taken during next academic session for achieving excellence	Yes=25	25

Total =196

Criteria 5 Best Practices, Innovation and Institution Distinctiveness

Total Score: 80(core Claimed: 80)

Sr. No.	Activity	Score
1	Best practice I : Open gymnasium Best practice II: Roof top solar panels as alternate source of energy in administrative block of college	20
2	Special initiatives for Energy Conservation: i. Solar panels ii. Solid Waste Segregation/ Management: Vermi composting unit iii. Rain water harvesting tank iv. Plastic free campus: Eco bricks v. Blood donation camp: Yes, organized by Youth and Red Cross Society vi. Adoption of villages: Under the Unnat Bharatb Ahiyan program following five villages are adopted. 1.Jimjima 2. Jalpehar 3.Passal 4. Dhelu Har 5. Tramat	24
3	Social impact of extension activities Activity 1: Nukkad Natak and Road Safety rally Activity 2: Voter Awareness rally Activity 3: Anti-Pollution Drive rally	10
4	Special New Innovative Initiatives or Ideas Adopted in the College. i. Creation of various clubs for overall development of students. ii. Library timings in college are expanded from 8:00 am to 8:00 pm on all working days and Library facility is extended to old students also. iii. New Library reading room with a seating capacity for one hundred students. iv. Installation of Interactive Flat Panels in college classrooms.	16
5	(i) Collabroration with Peer Educational Institution: Our College is lead college for student-teacher collaborations with cluster colleges Govt. College Ladbhdol, Govt. College Padhar, and Govt. College Multhan. (ii) Collabroration with PBKVV: MoU with Prajapita Brahmkumaris Vishva Vidyalaya Jogindernagar (ii) Collabroration with Industry: MoU with Entrepreneurship Promotion and Incubation Council Ambala	10
	Total	80

Criteria 6 Faculty Profile and Research Activity

Total Score:100 (Score Claimed: (89))

<u>Sr. No.</u>	<u>Activity</u>	<u>Distribution Of Sources</u>	<u>Total Score</u>
<u>1.</u>	% of Teachers with Ph. D. 7/34	More than 70%=5, 61-70%=4, 51-60%=3, Less than 50%=2	2
<u>2.</u>	Teachers as research Guides NIL	4 points per research guidance (Max.=8)	8
<u>3.</u>	No. of Orientation Programmes, Refresher Programmes, Faculty Development Programmes and Workshop of one week or more attended by Teachers(in last three years) 18/34	30% of Faculty=10,20% of Faculty =8, 10% of Faculty=6,5% of Faculty=4	10
<u>4.</u>	Project/Patents/Fellowships/Associateships i. Major-1 ii. Minor iii. Patents iv. Fellowships v. Associateships.-3	i. 10 ii. 8 iii. 10 iv. 5 v. 3 (Max 10)	10
<u>5.</u>	No. of paper presented in Conferences/Seminars/Symposia (In last three years): i. International ii. National/Regional/State level	i. 2 point per paper presented ii. 1 point per paper presented	8
<u>6.</u>	Seminars Workshops, Conferences and Trainings organized by the institution 1. International Level- 19 2. National level-17 3. State level-NIL	6 4 3	6
<u>7.</u>	No. of paper Published: i. UGC Care list Journals-9 ii. Non UGC care list Journals iii. Citations	i. 5 points per paper ii. 2 points per paper iii. 1 point per 20 citations	20
<u>8.</u>	Teachers Special Innovative Ideas Teachers use blended learning method by making use of ICT. Many teachers ask students to prepare PPT's on new topics and present them in classrooms, which comes under the technique of Flip classroom method. To gain in-depth knowledge of the subject many teachers use survey and field work methods. Reports of these projects are then collected from students as part of assignment. To attain empathetic understanding students organize classes for slum dwellers once a week. Teachers have also created their own You tube channels for flexible learning.	5	5
















<u>9.</u>	No. of books published/Chapters in books CHAPTERS-3 BOOKS-5	5 points per books and 2 points per chapter	10
<u>10.</u>	Teachers Academics and extension activity: 1. Resource person 2. Member of boards of studies/subjects expert etc.-1 3. Popular Articles	i. 2 points each activity ii. 4 points each activity iii. 2 points each activity (Max. 10 points from all categories)	10
<u>11.</u>	Awards by recognized and reputed organizations: i. International ii. National iii. State	i. 8 ii. 6 iii. 4 (Max 8 point from all categories)	Nil
		Total	89


Criteria 7 Miscellaneous

Total Score -120 Score Claimed-85

S.no.	Activity	Distribution Of Scores	Total Score
1	Any Other Important Information Or Initiative Not Covered Above e.g. Institution Incubation Centre , R&D-Cum-Innovation centre, B.Voc, Self Finance Courses, Add-On Courses, Internship, OJT, Green Audit, Academic Audit etc.	50 1. Institution Incubation Centre 2. R&D-Cum-Innovation 3. Self-Finance Courses 4. Add-On Courses 5. Green audit	40
2	Spot Evaluation Of Institutions by The Officers From The Directorate Of Higher Education / Representative Of The Directors Of Higher Education.	0	20
3	AG Audit Paras Settled Upto Date.	Yes (5)	5
4	Local Audit Paras Settled Upto Date.	No	0
5	Timeline Adhered to InFiling Reply of Court Cases / RTI Applications / Public Grievances Received Through Mukhyamantri Seva Sankalp 1100 And Centralized Public Grievance Redress And Monitoring System (CPGRAMS).	Yes (10)	10
6	Invited Speakers on Various Themes Relevant to Holistic Development of Students.	Yes (10)	10
7	Skill Development Training (at least 20% students benefited).	Yes (20)	0
	Total		85
		Total Score - 1100	Score Claimed -972

Committee Members: -

1. Dr Shrawan Singh, Coordinator 
2. Prof. Upma Dhiman 
3. Prof. Manju Bala 
4. Prof. Vidhu Bhardwaj
5. Dr. Smriti Thakur
6. Dr. Vishal Kumar 
7. Ms. Aarti Sharma 
8. Dr. Atul Kumar 
9. Dr. Naveen Kumar 
10. Dr. Naveen Nischal Sood
11. Dr. Arti Sharma 
12. Dr. Atul Kumar (Chemistry) 
13. Prof. Mohini Devi
14. Prof. Kaumudi Sharma
15. Dr. Pawan Kumar 
16. Dr. Kuldeep Kumar 
17. Dr. Poonam Kumari 
18. Prof. Jyoti Prakash 
19. Prof Rama Kumari 
20. Prof Govind Ram 
21. Prof. Dheeraj
22. Prof. Santosh Saklani


Principal
RGM Govt. College
Joginder Nagar Distt. Mandi (H.P.)